

Intech Z-2400 Antenna Range

Antenna combinations: Actual Performance Test Results

Short Range

Supplied Antenna or
ZB-ANT-02.



4.0km Max
(Reduces to 50m typical with major obstruction)



Supplied Antenna or
ZB-ANT-02.

ZB-ANT-05



6.0km Max
(Reduces to 50m typical with major obstruction)



ZB-ANT-05

Medium Range - Mesh or Multipoint

ZB-ANT-08



8.0km Max
(Reduces to 150m typical outdoor urban)



ZB-ANT-08

Long Range - Point to Point

ZB-ANT-14



16.0km Max



ZB-ANT-14

Notes:





1. Test results show impressive distance results under ideal line of sight conditions. These distances become rapidly reduced when obstructions are intruding into the radio 'Fresnel zone'.
2. Max range is measured under **ideal conditions**; this means complete line of sight - no surrounding trees or buildings, no radio interference and pole mounted antennas at the appropriate height (refer to the Z-2400 Wireless Antenna Installation Guide for mounting height specifications).
3. "Major obstruction"; refers to where the units are placed on either side of a steel reinforced concrete wall, in an office environment. "Outdoor urban" refers to where the antennas are mounted outdoors in a office building environment, where other transmitting devices are expected.
4. Use only antennas supplied by Intech for use with the Z-2400 nodes.
5. For outdoor antennas, it is highly recommended to apply the coax-seal over exposed coax connections. This is to protect from moisture ingress and corrosion and extend the life of the connection for as long as possible.

Product Liability. This information describes our products. It does not constitute guaranteed properties and is not intended to affirm the suitability of a product for a particular application. Due to ongoing research and development, designs, specifications, and documentation are subject to change without notification. Regrettably, omissions and exceptions cannot be completely ruled out. No liability will be accepted for errors, omissions or amendments to this specification. Technical data are always specified by their average values and are based on Standard Calibration Units at 25C, unless otherwise specified. Each product is subject to the 'Conditions of Sale'.

Warning: These products are not designed for use in, and should not be used for patient connected applications. In any critical installation an independent fail-safe back-up system must always be implemented.

Intech Z-2400 Antenna Range

Antenna Ordering Information

MODEL	DESCRIPTION	
ZB-ANT-14	2.4GHz 14.5dBi Yagi Directional Antenna. (pole mounting brackets included) Designed for outdoor use.	
ZB-ANT-08	2.4GHz 8dBi Omni Directional Monopole Antenna. (pole mounting brackets included) Designed for outdoor use.	
ZB-ANT-05	2.4GHz 5.5dBi Omni Directional Rubber Duck Antenna. Designed for indoor use.	
ZB-ANT-02	2.4GHz 2.2dBi Omni Directional Rubber Duck Antenna. Designed for indoor & outdoor use.	

Intech Z-2400 Wireless nodes



Z-2400-TCP	Base wireless node with TCP/IP connection. (Power supply included)	Z-2400-A2I	Remote wireless node with two universal inputs and digital I/O.
Z-2400-RB	Base or Remote node with RS485/422 connection. (Power supply included)	Z-2400-A2O	Base wireless node with two analogue outputs and digital I/O.
Z-2400-Sleeper	Battery powered node with two universal inputs.	Z-2400-A2R	Remote wireless repeater.

Coax Leads

Outdoor Antenna Coax.

Typically used with outdoor antennas where longer runs of coax is required. Comes in 3, 6, or 10 metre options.
(SMA Adapters may be required.)



Outdoor N-type Bulkhead and Lead.

Typically used with the 2.2dBi Rubber Duck, which attaches directly onto the bulkhead.



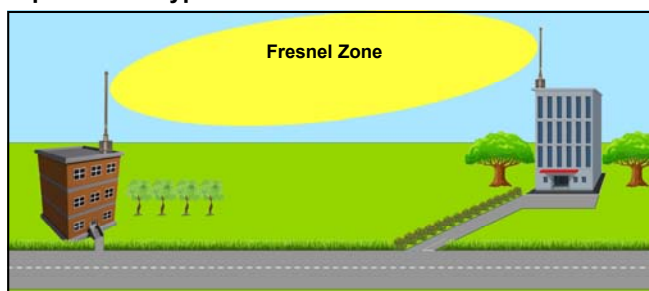
Indoor SMA Type Bulkhead and Lead.

These smaller extension leads are ideal for the standard supplied whip or the 5.5dBi rubber duck antenna.



Example of how distances are rapidly reduced when there are obstructions intruding into the 'Fresnel zone'.

Up to 8.0Km typical.



Up to 1.0Km typical.

