

INTECH Micro USB485

Non-Isolated USB to
RS485 converter

Features.

- USB to RS485 converter, Non-Isolated.
- Powered from computer USB port (requires powered USB port).
- Length = 3m.

Description.

The Intech Micro USB485 is a compact interface module that converts USB to RS485, for communication to a field data logging system. The USB485 is ideal for use with a computer that does not have an RS232 serial port as it eliminates the need for a separate USB to serial adaptor.



Ordering Information.

USB485 Non-Isolated USB to RS485 converter.

Other Comms Converter models include:

- 2400-IS:** Isolated USB/RS232 to RS485/422/232.
- 2100-IS:** Isolated RS232 to RS485/422.
Includes alarm for comms failure.
- 2100-NS:** Non-Isolated RS232 to RS485/422.
- 2100-NET:** Isolated Ethernet to RS485/422/232.
- 2300-NET:** Isolated MODBUS Ethernet to RS485.
- 2100-4S:** RS422 to RS485 Non-Isolated.

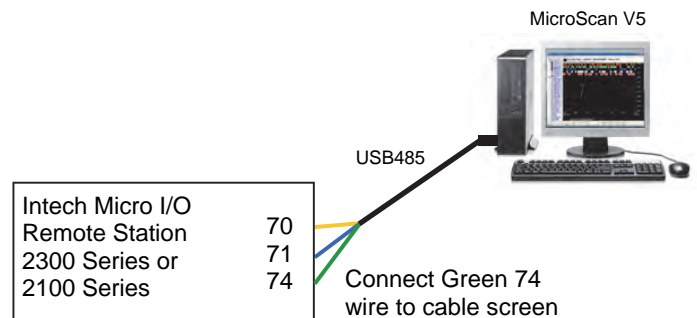
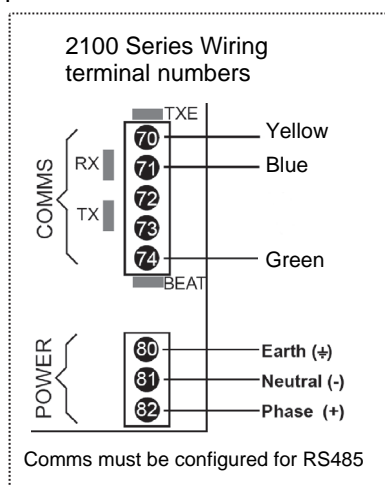
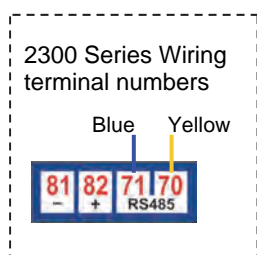
Installation Instructions.

Download and Install the Windows USB driver via the link from www.ftdichip.com/Drivers/VCP.htm **before** inserting the USB485 into a USB port on the computer. This will install the correct USB driver which is needed for operating the USB485. Note that the computer USB port that the USB485 is plugged into must be powered. Please note that the USB485 is NOT isolated and electrical noise can lock the device. The USB485 is intended for office environments only and not when you have a computer located in a control panel. An isolated comms converter (2100-IS) using a physical COM port should be used in such situations.

Wiring and Connection Examples.

The Intech Micro USB485 has the same wiring number system as used in the Intech Micro I/O Remote Stations making the wiring of an Intech Micro system easy:

Yellow = 70
Blue = 71
Green = 74



See over for Technical Connection Diagrams >>

View technical settings for the Intech Micro USB485 online:

www.intech.co.nz/usb485

CAUTION: Dangerous voltages may be present. Do NOT connect voltage to the USB485!

Do NOT extend the cable at the USB end of the device.

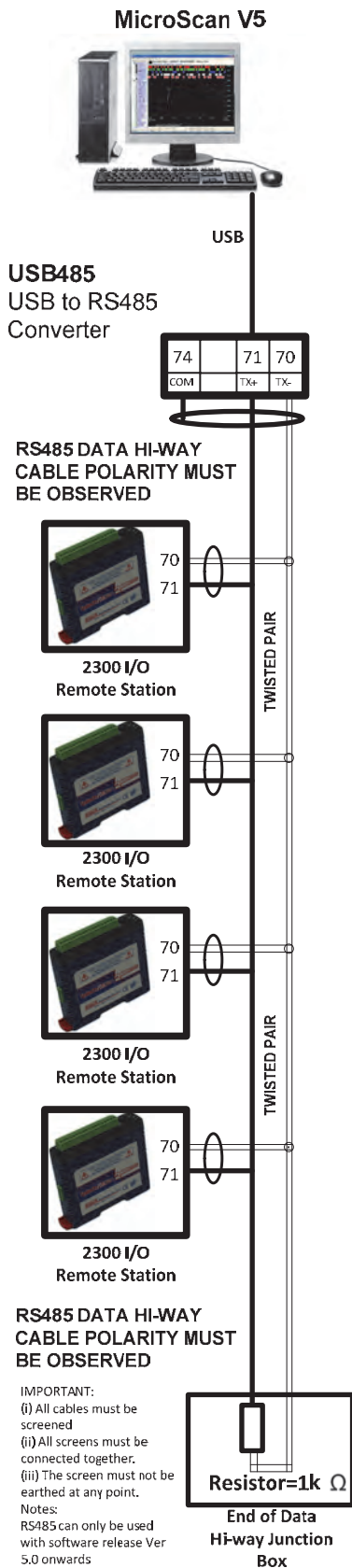
The USB485 has no user serviceable parts.

Quality Assurance Programme.

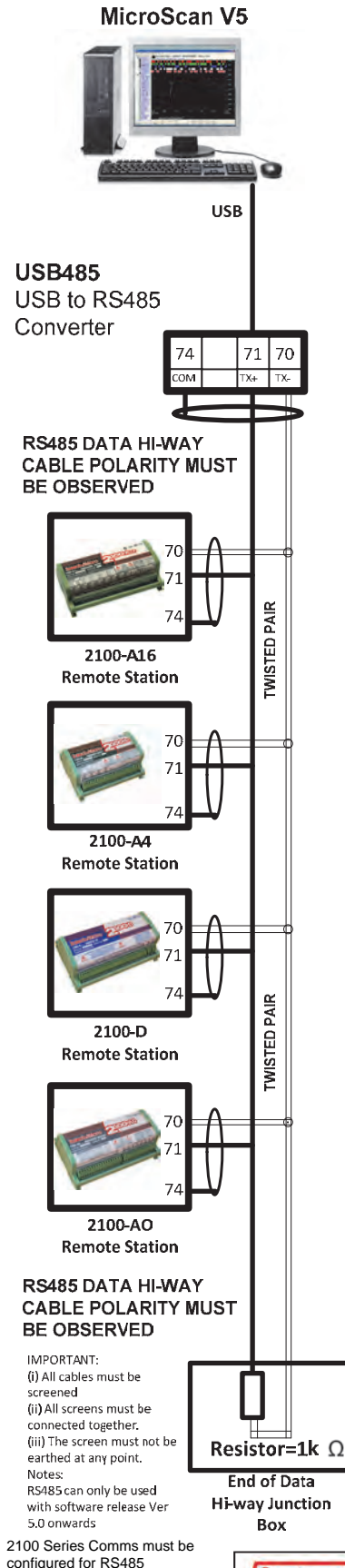
This instrument has been designed and built to comply with EMC and Safety Standards requirements.

Computer to Intech Micro I/O Remote Stations Comms Connections

USB to 2300 Series



USB to 2100 Series



Note: Use only low capacitance, twisted pair, overall screened data cable. For complete installation instructions refer to the Intech Micro I/O Remote Station Installation Guide under "Wiring and Installation".

Intech INSTRUMENTS LTD
www.intech.co.nz
 Christchurch Ph: +64 3 343 0646
 Auckland Ph: 09 827 1930
 Email: sales@intech.co.nz