

ELECTRONIC HOUR METER TYPE LT8M SERIES



SPECIFICATION

DISPLAY
TIMING INPUT SIGNAL

8-DIGIT LCD 6mm HEIGHT
AC VOLT INPUT LT8MA 80-250VAC
CONTACT INPUT LT8MC CONTACT/SWITCH ON OFF
DC VOLT INPUT LT8MD 6-30VDC
Up addition

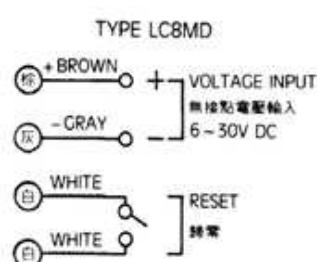
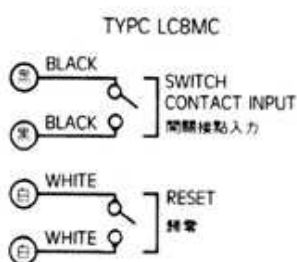
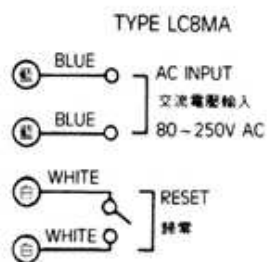
Timing direction
TIMING RANGE

RANGE/SIGNAL	ACV IN	CONTACT	DCV IN
999999H59M	LT8MA1	LT8MC1	LT8MD1
9999H59M59S	LT8MA2	LT8MC2	LT8MD2
99999H59.9M	LT8MA3	LT8MC3	LT8MD3
9999999.9H	LT8MA4	LT8MC4	LT8MD4

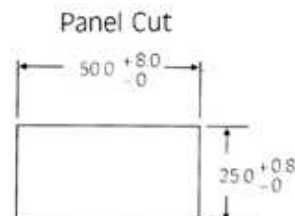
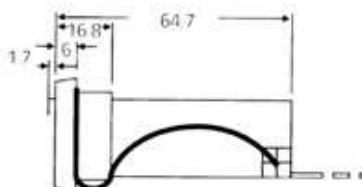
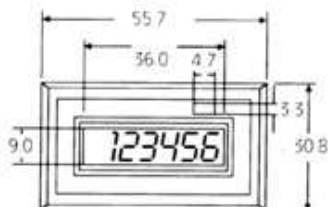
RESET
BATTERY
BATTERY LIFE
LOW BATTERY
OPERATION AMBIENT
WEIGHT

PANEL RESET, EXTERNAL RESET 2S
UM-3 (AA) 1.5V 2 PCS
3 YEARS
LCD "E" SHOWS LOW BATTERY REPLACE NEW BATTERIES REQUIRED
-5 TO 40°C, 45-85%RH
100G

CONNECTIONS



DIMENSIONS (mm)



ORDERING INFORMATION

LT8MA1R

Panel reset, No suffix R = No Panel reset
TIMING RANGE. 1 = 999999H59M 2 = 9999H59M59S 3 = 99999H59.9M 4 = 9999999.9H
A = AC Volt Input, C = Switch or contact input, D = DC volt input
Type