

PSW Instrument Power Supply Series



PSW-10-F Power Supply

Features:

- Power Supply 24Vdc.
- Output Current of 1.0A.
- DC Output OK Signal.
- Mains Input 100~264Vac.
- LED Power On Indication.
- Short Circuit, Voltage & Current Overload Protection.
- Isolated output floats close to earth potential.
- Compact DIN rail mount enclosure.
- Cooling by Free Air Convection.
- Low cost.

www.intech.co.nz/psw-10-f

PSW-2 Power Supply

**PSW-2
200mA**

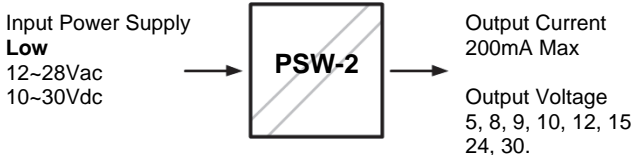
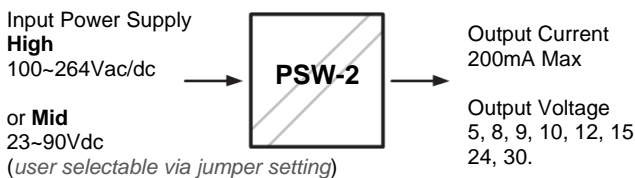


www.intech.co.nz/psw-2

Features:


- Better than most comparable linear supplies
- Output adjustable from 5V to 30V
- Output current of 200mA
- Low noise
- Precision regulation
- Isolated output floats close to earth potential
- Short circuit tolerant
- High accuracy 0.1%
- Universal AC/DC power supply
- Compact DIN rail mount enclosure
- Available standard or special calibration
- Low cost

Diagrams for PSW-2 Power Supplies.



PSW-10 Power Supply

**PSW-10
1A**

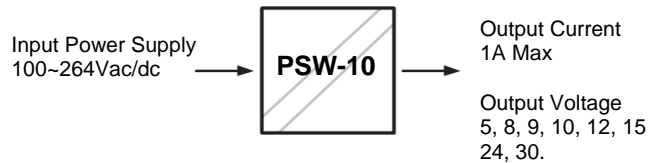


www.intech.co.nz/psw-10

Features:

- Better than most comparable linear supplies
- Output adjustable from 5V to 30V
- Output current of 1A
- Low noise
- Precision regulation
- Isolated output floats close to earth potential
- Short circuit tolerant
- High accuracy 0.1%
- Universal AC/DC power supply
- Compact DIN rail mount enclosure
- Available standard or special calibration
- Low cost

Diagram for PSW-10 Power Supply.



PSW Instrument Power Supply Series

PSW-2 Power Supply

PSW-2 Specifications.

Input Voltage Supply	PSW-2-H	100-264Vac/dc.
	PSW-2-M	23-90Vdc.
	PSW-2-L	12-Vac / 10-30Vdc.
Output Voltage		5-30Vdc.
Output Current	PSW-2	200mA Max, unless specified otherwise. (See Below)
	PSW-2-H	5-15Vdc Output: 300mA Max.
	PSW-2-M	5-9Vdc Output: 300mA Max.
	PSW-2-L	5-9Vdc Output: 300mA Max.
Output Ripple	PSW-2-H	8mVrms / 25mVpp Max.
	PSW-2-M	0.3Vrms / 10mVpp Max.
	PSW-2-L, AC	50mVrms / 120mVpp Max.
	PSW-2-L, DC	0.6mVrms / 20mVpp Max.
Load Regulation		<0.1%.
Line Regulation		<0.1%.
Short Circuit Tolerance	PSW-2-H	Indefinite.
	PSW-2-M	Indefinite.
	PSW-2-L	1 minute.
Max Output Floats Above Earth		2.5Vrms.
EMC Emissions Compliance		EN 55022-A
EMC Immunity Compliance		EN 50082-1
Safety Compliance		EN 60950
Mains Isolation		250Vac.
Isolation Test Voltage	Mains to Output:	3000Vac, 50Hz for 1 min.
	Mains to Earth:	1500Vac, 50Hz for 1 min.
Ambient Drift		± 0.01%/°C FSO typical.
R.F. Immunity		< 1% Effect FSO typical.
Operating Temperature		0-60°C.
Storage Temperature		-20-80°C.
Operating Humidity		5-85% RH max.
Mounting		35mm symmetrical DIN rail.
Dimensions		100 x 100 x 22.5mm (HxWxD).
Weight		135g, Includes Packaging.

PSW-2 Ordering Information.

PSW-2-X Standard Unit: High Voltage Power Supply: 100-264Vac.
Output Voltage: 24Vdc.

PSW-2--
V PS

OUTPUT RANGES	
Output voltages	V
5	5
8	8
9	9
10	10
12	12
15	15
24	24
30	30

Input Power Supply	PS
High Voltage Power Supply: 100-264Vac/dc	H
Mid Voltage Power Supply: 23-90Vdc	M
Low Voltage Power Supply: 12-28Vac / 10-30Vdc	L

Note 1: The PSW-2-X is field selectable for 'H' or 'M' Power supply.

Note 2: Power supply 'H' is field selectable for 'M', and 'M' for 'H'. Power supply 'L' must be ordered separately.

PSW-10-F Power Supply

PSW-10-F Specifications.

Input voltage Supply:	100-264Vac, 47-63Hz.	140-370Vdc.
Output:	Voltage	24Vdc.
	Voltage Adjust	21.6-26.4Vdc.
	Current	1.0A max.
	Ripple	150mVp-p.
	Load Regulation	±1.0%.
	Line Regulation	±1.0%.
	Voltage Tolerance	±1.0%.
	Active OK Signal	18-27Vdc, 20mA.
Protection:	Overload	105-160%.
	Over Voltage	27.6-32.4Vdc.
Safety:	Complies With	UL508, TUV EN60950-1.
	Isolation	Between Input, Output and Earth: 100MQ, 500Vdc.
	EMC Emission	EN55011, EN55022 (CISPR22).
	EMC Immunity	EN55024.
Environment:	Operating Temperature	-20-70°C.
	Storage Temperature	-40-85°C.
	Operating Humidity	20-90% RH.
	Storage Humidity	10-95% RH.
Mounting		35mm symmetrical DIN rail.
Dimensions		92 x 22.5 x 100mm (HxWxD).

PSW-10 Power Supply

PSW-10 Specifications.

Input Voltage Supply		100-264Vac/dc.
Output Voltage		5-30Vdc.
Output Current	230Vac Supply:	1A Max.
	<150Vac Supply:	20W / 1A Max. Note: For input supplies LESS THAN 150Vac, the maximum output power is 20W. E.g. at 150Vac Supply, 24Vdc Output, Current = 800mA.
Output Ripple		2mVrms / 20mVpp Max.
Load Regulation		<0.1%.
Line Regulation		<0.1%.
Short Circuit Tolerance		Indefinite.
Max Output Floats Above Earth		2.0Vrms.
EMC Emissions Compliance		EN 55022-A.
EMC Immunity Compliance		EN 50082-1.
Safety Compliance		EN 60950.
Mains Isolation		250Vac.
Isolation Test Voltage	Mains to Output:	3000Vac, 50Hz for 1 min.
	Mains to Earth:	1500Vac, 50Hz for 1 min.
Ambient Drift		± 0.01%/°C FSO typical.
R.F. Immunity		< 1% Effect FSO typical.
Operating Temperature		0-60°C.
Storage Temperature		-20-80°C.
Operating Humidity		5-85% RH max.
Mounting		35mm symmetrical DIN rail.
Dimensions		100 x 100 x 22.5mm (HxWxD).
Weight		170g, Includes Packaging.

PSW-10 Ordering Information.

PSW-10-X Standard Unit: High Voltage Power Supply: 100-264Vac/dc.
Output Voltage: 24Vdc.

PSW-10-
V

OUTPUT RANGES	
Output voltages	V
5	5
8	8
9	9
10	10
12	12
15	15
24	24
30	30

Product Liability. This information describes our products. It does not constitute guaranteed properties and is not intended to affirm the suitability of a product for a particular application. Due to ongoing research and development, designs, specifications, and documentation are subject to change without notification. Regrettably, omissions and exceptions cannot be completely ruled out. No liability will be accepted for errors, omissions or amendments to this specification. Technical data are always specified by their average values and are based on Standard Calibration Units, unless otherwise specified. Each product is subject to the 'Conditions of Sale'.

Warning: These products are not designed for use in, and should not be used for patient connected applications. In any critical installation an independent fail-safe back-up system must always be implemented.

Quality Assurance Programme. The modern technology and strict procedures of the ISO9001 Quality Assurance Programme applied during design, development, production and final inspection grant long term reliability of the instrument. This instrument has been designed and built to comply with EMC and Safety Standards requirements.